




Home learning Booklet

Stage 2- Summer





List of activities

1. Body building
2. Nouns sunshine sparklers
3. Animal counting
4. Rainbow writing
5. Wordsnakes



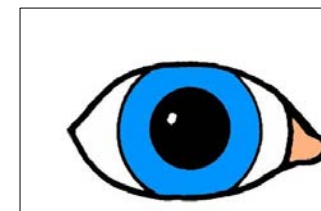
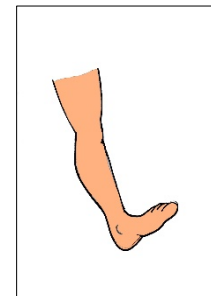
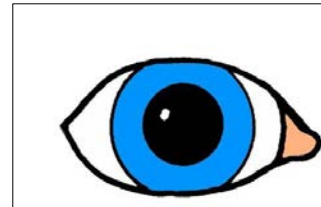
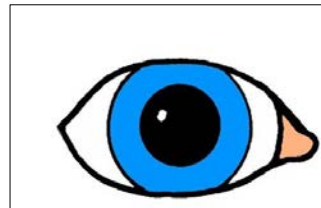
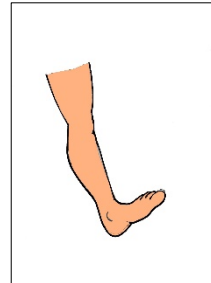

1. Body Building

Imagine that you are a “mad scientist” and are able to create the most amazing monsters.

Build a monster following the Spanish instructions below.

Cut out the body parts and read the monster’s description and then build the monster with the body parts in the way you think it might look.

Glue the monster .



Mi monstruo.

Mi monstruo tiene dos bocas y tres manos.
Mi monstruo tiene una pierna y dos ojos.
Mi monstruo no tiene una cabeza.

Challenge yourself.

Write your own monster description in Spanish.





Meaning of the monster text.

Mi monstruo.

Mi monstruo tiene dos bocas y tres manos.
Mi monstruo tiene una pierna y dos ojos.
Mi monstruo no tiene una cabeza.

My monster.

My monster has two mouths and three hands.
My monster has a leg and two eyes.
My monster does not have a head.



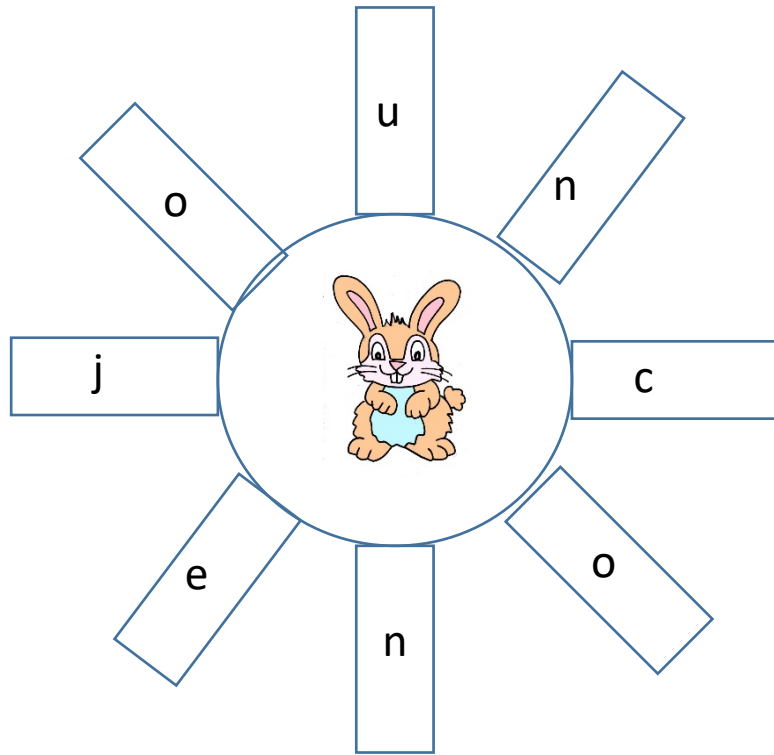
2. Nouns' Sunshine Sparklers



1. Take a look at the sunshine sparkler.

Look at the picture in the middle.

Move clockwise around the sun's rays and find the noun for this animal in Spanish.



2. Write out the Spanish noun using the letters you have found in the sun's rays.

U _ c _ _ _ _

3. Design your own sunshine sparklers with other nouns in Spanish that you like to say or write. Try to be accurate in your spelling.

On the next page there are some of our favourite nouns if you need a helping hand.

Remember to make enough rays on the sun so that there is one for each letter.

Challenge yourself .

Make one sparkler with an indefinite article "un/una" and one with a definite article "el/la" before the noun.

You could hang this in your window or make more than one and create a mobile.



Favourite Animal nouns

Una serpiente – a snake
Un perro – a dog
Un gato – a cat
Un pez – a fish
Un caballo – a horse
Un pájaro - bird
Un ratón – a mouse
Una vaca – a cow

Favourite Fruit Nouns

Una manzana – an apple
Una pera – a grape
Un plátano- a banana
Un tomate – a tomato
Una naranja – an orange
Un melon- a melon
un limón – a lemon

Favourite Family Nouns


La mamá – the mum
La hermana- the sister
El hermano - the brother
El papá – the dad
El amigo – the friend (boy)
La amiga – the friend (girl)



3. Minibeasts' Identity Cards



Look at the minibeasts drawings. Do you recognise them? Say the name of the minibeast in English. Now try to read the Spanish noun for each minibeast under each picture.



El saltamontes



La mariposa



La abeja



La avispa

Each minibeast needs an imaginary identity.
A name, an age and a description.
Here is our grasshopper example.

Me llamo Sam Saltamontes.
Tengo seis años.
Soy verde y blanco.

Create imaginary identities for the other minibeasts.
Cut out the pictures.
Make your own minibeast identity cards.

Challenge yourself.
Add an extra sentence about
what the minibeast likes to eat.
"Me gusta comer....."





Answers- minibeasts



El saltamontes – the grasshopper



La mariposa – the butterfly



La abeja the bee



La avispa – the wasp





4. Rainbow Writing

1. Read the colour phrases in the "Rainbow box". (For example: "rojo como" means "red like..")
2. With an imaginary pencil write each Spanish phrase in the sky above you and think of an object that is the colour phrase you have written in the air. Your object can be in Spanish or English
3. Cut out the "rainbow". Write the correct colour phrase in Spanish on the blank half of the rainbow to complete the rainbow shape. Add in English or Spanish the noun of the object you thought of as you wrote the colour phrase in the sky.

Rainbow Box

1. Rojo como
2. Amarillo como
3. Azul como
4. Violeta como
5. Naranja como
6. Verde como



Challenge yourself!
Draw your own rainbow and add two colour arches of your own.
Now write two new colour sentences of your own for the new colours.





Meaning of colour phrases

Rojo- red like.....

Amarillo como - yellow like.....

Azul como – blue like.....

Violeta como- purple like.....

Naranja como- orange like.....

Verde como- green like....




5. Sort out the word snakes!




The snakes have swallowed lots of words. Read and find the questions and answers.

1




¿Cómotellamas?

2



YomellamoPedro.¿Ytú?

3



Jose.Estoy muybien.¿Ytú?

Use the questions and answers you have un-muddled to write a conversation between these two snakes. You will need to write your own answer for "Pedro" to the final question in the conversation.



C.....?



Challenge yourself!

Use one or all of these suggestions...

Add greetings and farewells.

Add an extra question and answer.

Record the conversation.



.....



.....



Answers

1.¿Cómo te llamas? – What are you called?

2.Yo,me llamo Pedro.¿Y tú? – Me, I am called Pedro. What about you?

3.Jose. Estoy muy bien. ¿Y tú? - Jose. I am really well. What about you?

